

DOUBLE-WALL DRAWER
SYSTEMS

MAGIC-PRO

MAGIC-PRO

The Metal Straight-sided Slim Drawer

A Perfect Mix of Fashion and Elegance



- Five drawer heights without rails :62.5mm,88mm,126mm, 172 mm,238 mm.Much more storage space.
- Inner drawer front and drawer side - possible to have various material(glass,wood,stone) as design options.
- Up & down, left & right and tilt adjustments.
- More efficient and convenient assembly and removal.



Quietness



Intelligence



Durability



Eco- Friendliness

MAGIC-PRO

HT1 Series Straight-sided Drawer System (Low Drawer: M Height)



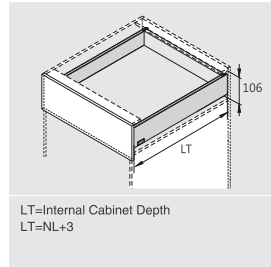
PRODUCT



DESCRIPTION

- Concealed, full extension
- Dynamic load capacity: 40/60kg
- Tool free assembly and removal of drawer
- Silent system guarantees smooth run without noise
- 3D adjustment: Up & down adjustment: ± 2 mm, left & right adjustment: ± 1.5 mm, tilt adjustment: $+1.5, -2.5$ mm
- Finish: Silk white(E29), Grey matt(E30), Gloss white(E32), Stainless steel(F04)

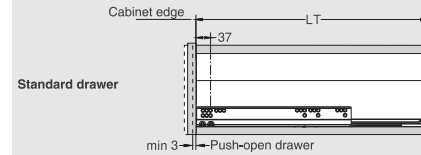
SPACE REQUIREMENT



PLANNING

Installation Dimensions(mm)

NL=Nominal Slide Length
LT=Internal Cabinet Depth
LT=NL+3



Cabinet width/KB(mm)	Soft close drawer Stabilizer	Push-open drawer Synchronization rod	
300	—	○	not recommended
350	—	○	
400	—	○	
450	—	○	
500	—	○	recommended
600	—	○	
800	○	●	strongly recommended
900	○	●	
1000	○	●	
1200	○	●	

LOW DRAWER FOR WOOD DRAWER BACK

Kit Package			
NL	Soft Close Item No.	Push-open Item No.	Set/ctn
270mm	HT112704A11	HT412704A11	1
300mm	HT113004A11	HT413004A11	1
350mm	HT113504A11	HT413504A11	1
400mm	HT114004A11	HT414004A11	1
450mm	HT114504A11	HT414504A11	1
500mm	HT115004A11	HT415004A11	1
550mm	HT115504A11	HT415504A11	1
600mm	HT116004A11	HT416004A11	1

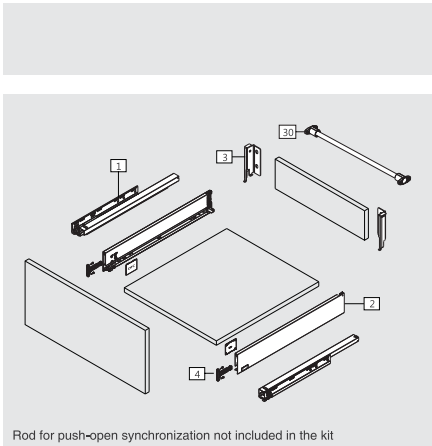
1 Slides (left/right) /Industrial Package			
NL	Soft Close Item No.	Push-open Item No.	Set/ctn
270mm	HT102704H	HT402704H	5
300mm	HT103004H	HT403004H	5
350mm	HT103504H	HT403504H	5
400mm	HT104004H	HT404004H	5
450mm	HT104504H	HT404504H	5
500mm	HT105004H	HT405004H	5
550mm	HT105504H	HT405504H	5
600mm	HT106004H	HT406004H	5

2 Drawer Sides and Cover Caps (left/right) /Industrial Package			
NL	Item No.	Set/ctn	
270mm	HT112701	5	
300mm	HT113001	5	
350mm	HT113501	5	
400mm	HT114001	5	
450mm	HT114501	5	
500mm	HT115001	5	
550mm	HT115501	5	
600mm	HT116001	5	

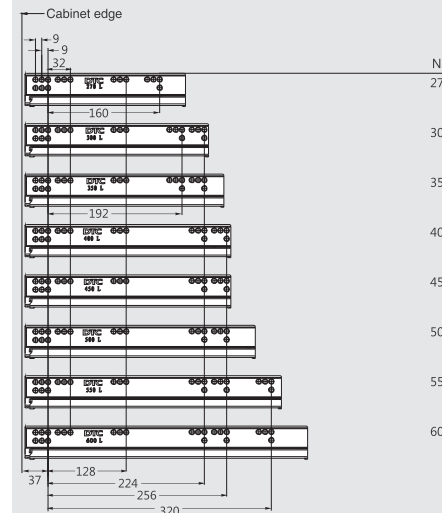
3 Back Fixing-brackets (left/right) / Industrial Package			
Item No.	Set/ctn		
HT11031	60		

4 Front Fixing-brackets (left/right) / Industrial Package			
Item No.	Set/ctn		
TB01011	120		
TB01016	120		

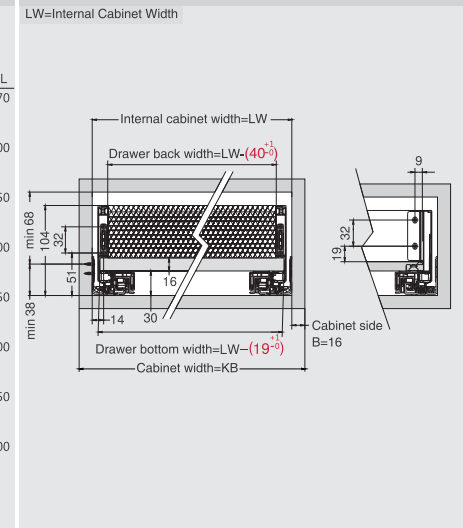
30 Rod for Push-open Synchronization / Industrial Package			
Item No.	Set/ctn		
HT0FH02	60		



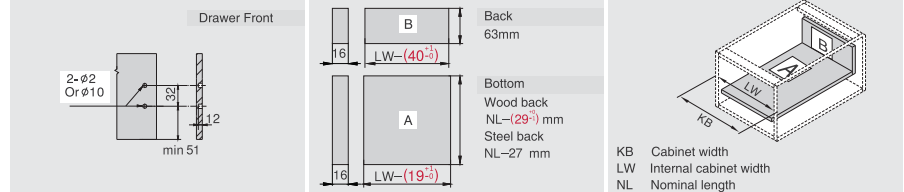
Screw Positions of the Slides(mm)



Installation Dimensions(mm)



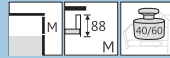
Drawer Front, Back and Bottom Dimensions(mm)



Nexus Enterprises

MAGIC-PRO

HT11 Series Straight-sided Drawer System (Low Drawer: M Height)



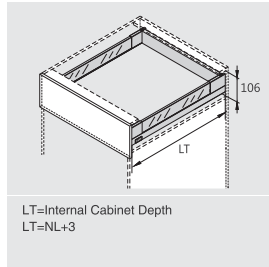
PRODUCT



DESCRIPTION

- Concealed, full extension
- Dynamic load capacity: 40/60kg
- Tool free assembly and removal of drawer
- Silent system guarantees smooth run without noise
- 3D adjustment: Up & down adjustment: ± 2 mm, left & right adjustment: ± 1.5 mm, tilt adjustment: $+1.5$ - 2.5 mm
- Finish: Silk white(E29), Grey matt(E30), Gloss white(E32), Stainless steel(F04)

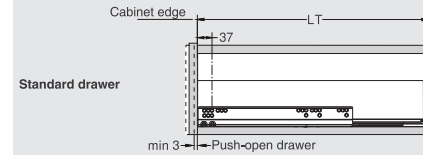
SPACE REQUIREMENT



PLANNING

Installation Dimensions(mm)

NL=Nominal Slide Length
LT=Internal Cabinet Depth
LT=NL+3



Cabinet width/KB(mm)	Soft close drawer Stabilizer	Push-open drawer Synchronization rod	
300	—	○	not recommended
350	—	○	
400	—	○	
450	—	○	
500	—	○	recommended
600	—	○	
800	○	●	strongly recommended
900	○	●	
1000	○	●	
1200	○	●	

LOW DRAWER WITH GLASS-BOXSIDE FOR WOOD DRAWER BACK

Kit Package		1 Slides (left/right) / Industrial Package		2 Drawer Sides and Cover Caps (left/right) / Industrial Package		
Silk White(E29) Grey Matt(E30) Stainless Steel(F04)	Pre-zinc Steel(F02)	Silk White(E29) Grey Matt(E30) Stainless Steel(F04)	Pre-zinc Steel(F02)	Silk White(E29) Grey Matt(E30) Stainless Steel(F04)	Pre-zinc Steel(F02)	
NL	Soft Close Item No.	Push-open Item No.	Set/ctn	NL	Item No.	Set/ctn
270mm	HT112704A12	HT412704A12	1	270mm	HT112702	5
300mm	HT113004A12	HT413004A12	1	300mm	HT113002	5
350mm	HT113504A12	HT413504A12	1	350mm	HT113502	5
400mm	HT114004A12	HT414004A12	1	400mm	HT114002	5
450mm	HT114504A12	HT414504A12	1	450mm	HT114502	5
500mm	HT115004A12	HT415004A12	1	500mm	HT115002	5
550mm	HT115504A12	HT415504A12	1	550mm	HT115502	5
600mm	HT116004A12	HT416004A12	1	600mm	HT116002	5

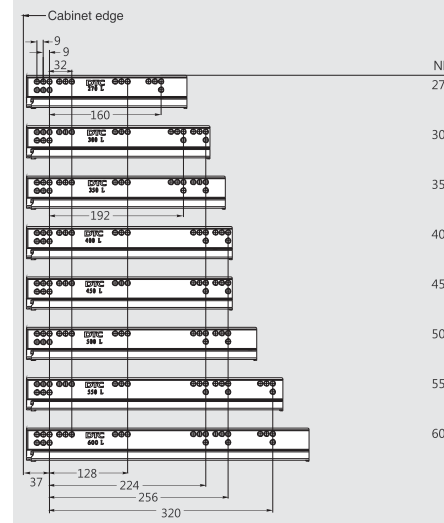
15 10mm Glass-boxside (left/right) / Industrial Package		3 Back Fixing-brackets (left/right) / Industrial Package		14 Front Adapter (left/right) / Industrial Package	
Glass(G01) Ground Glass(G02)	Silk White(E29) Grey Matt(E30)	Silk White(E29) Grey Matt(E30) Stainless Steel(F04)	HT11063	Silk White(E29) Grey Matt(E30) Stainless Steel(F04)	HT11063
NL	Item No.	Pcs/ctn	Set/ctn	Item No.	Set/ctn
270mm	HT11061270	10	60	Item No.	HT11064
300mm	HT11061300	10		Set/ctn	60
350mm	HT11061350	10			
400mm	HT11061400	10			
450mm	HT11061450	10			
500mm	HT11061500	10			
550mm	HT11061550	10			
600mm	HT11061600	10			

4 Front Fixing-brackets (left/right) / Industrial Package		30 Rod for Push-open Synchronization / Industrial Package	
Zinc Plated(B01)	Silk White(E29) Grey Matt(E30) Stainless Steel(F04)	Item No.	HT0FH02
Screw-on	Item No.	Set/ctn	60
Press-in	Item No.	Set/ctn	60
	TB01011	120	
	TB01016	120	

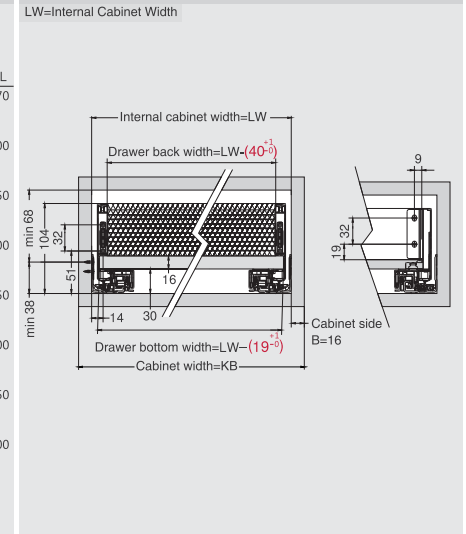
Glass-boxside rod for push-open synchronization not included in the kit

Nexus Enterprises

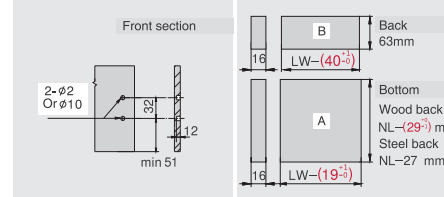
Screw Positions of the Slides(mm)



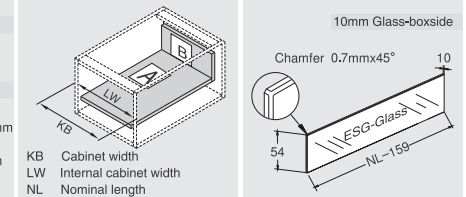
Installation Dimensions(mm)



Front Section, Back and Bottom Dimensions(mm)



Glass Side Dimensions(mm)



MAGIC-PRO

HT11 Series Straight-sided Drawer System (Low Drawer: M Height)



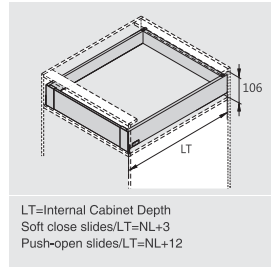
PRODUCT



DESCRIPTION

- Concealed, full extension
- Dynamic load capacity: 40/60kg
- Tool free assembly and removal of drawer
- Silent system guarantees smooth run without noise
- 3D adjustment: Up & down adjustment: ± 2mm, left & right adjustment: ± 1.5mm, tilt adjustment: +1.5,-2.5mm
- Finish: Silk white(E29), Grey matt(E30), Gloss white(E32), Stainless steel(F04)

SPACE REQUIREMENT



PLANNING

Installation Dimensions(mm)
NL=Nominal Slide Length
LT=Internal Cabinet Depth
Soft close slides/LT=NL+3
Push-open slides/LT=NL+12

Cabinet Configuration

Cabinet width/KB(mm)	Soft close drawer Stabilizer	Push-open drawer Synchronization rod	
300	—	○	not recommended
350	—	○	
400	—	○	
450	—	○	
500	—	○	recommended
600	—	○	
800	○	●	strongly recommended
900	○	●	
1000	○	●	
1200	○	●	

LOW INNER DRAWER FOR WOOD DRAWER BACK

Kit Package

NL	Soft Close Item No.	Push-open Item No.	Set/ctn
270mm	HT112704Q11	HT412704Q11	1
300mm	HT113004Q11	HT413004Q11	1
350mm	HT113504Q11	HT413504Q11	1
400mm	HT114004Q11	HT414004Q11	1
450mm	HT114504Q11	HT414504Q11	1
500mm	HT115004Q11	HT415004Q11	1
550mm	HT115504Q11	HT415504Q11	1
600mm	HT116004Q11	HT416004Q11	1

Slides (left/right) /Industrial Package

NL	Soft Close Item No.	Push-open Item No.	Set/ctn
270mm	HT102704H	HT402704H	5
300mm	HT103004H	HT403004H	5
350mm	HT103504H	HT403504H	5
400mm	HT104004H	HT404004H	5
450mm	HT104504H	HT404504H	5
500mm	HT105004H	HT405004H	5
550mm	HT105504H	HT405504H	5
600mm	HT106004H	HT406004H	5

Drawer Sides and Cover Caps (left/right) /Industrial Package

NL	Item No.	Set/ctn
270mm	HT112701	5
300mm	HT113001	5
350mm	HT113501	5
400mm	HT114001	5
450mm	HT114501	5
500mm	HT115001	5
550mm	HT115501	5
600mm	HT116001	5

3 Back Fixing-brackets (left/right) / Industrial Package
Silk White(E29) Grey Matt(E30) Item No. HT11031 Set/ctn 60

4 Front Fixing-brackets (left/right) / Industrial Package
Silk White(E29) Grey Matt(E30) Stainless Steel(F04) Item No. HT11012 Set/ctn 60

5 Front Section / Industrial Package
Size:1100mm.Cutting:Internal cabinet width LW-97
Silk White(E29) Grey Matt(E30) Item No. HT10022 Set/ctn 20

30 Rod for Push-open Synchronization / Industrial Package
Size:1100mm.Cutting:Internal cabinet width LW-172
Item No. HT0FH02 Set/ctn 60

Front section and rod for push-open synchronization not included in the kit

Screw Positions of the Slides(mm)

Fixing Hole Position for Push-open Inner Drawer(mm)

Installation Dimensions(mm)
LW=Internal Cabinet Width

Front Section, Back and Bottom Dimensions(mm)

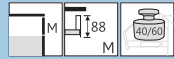
Section	Dimension	Value
Front section	Width	LW-97
Back	Height	63mm
Bottom	Wood back NL	-(29^-3) mm
Bottom	Steel back NL	-27 mm
Bottom	Width	LW-(19^-3)

KB Cabinet width
LW Internal cabinet width
NL Nominal length


Nexus Enterprises

MAGIC-PRO

HT11 Series Straight-sided Drawer System (Low Inner Drawer: M Height)



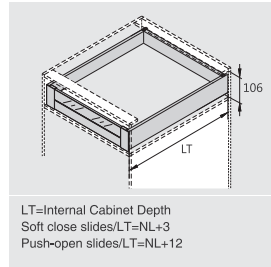
PRODUCT



DESCRIPTION

- Concealed, full extension
- Dynamic load capacity: 40/60kg
- Tool free assembly and removal of drawer
- Silent system guarantees smooth run without noise
- 3D adjustment: Up & down adjustment: ± 2 mm, left & right adjustment: ± 1.5 mm, tilt adjustment: $+1.5$ - 2.5 mm
- Finish: Silk white(E29), Grey matt(E30), Gloss white(E32), Stainless steel(F04)

SPACE REQUIREMENT



PLANNING

Installation Dimensions(mm)

NL=Nominal Slide Length
LT=Internal Cabinet Depth

Soft close slides/LT=NL+3
Push-open slides/LT=NL+12

Cabinet Configuration

Cabinet width(KB (mm))	Soft close drawer Stabilizer	Push-open drawer Synchronization rod	
300	-	○	
350	-	○	
400	-	○	
450	-	○	not recommended
500	-	○	
600	-	○	recommended
800	○	●	strongly recommended
900	○	●	strongly recommended
1000	○	●	strongly recommended
1200	○	●	strongly recommended

KB	Item No.	Pcs/ctn
300mm	HT11062300	10
350mm	HT11062350	10
400mm	HT11062400	10
450mm	HT11062450	10
500mm	HT11062500	10
600mm	HT11062600	10
800mm	HT11062800	10
900mm	HT11062900	10
1000mm	HT110621000	10
1200mm	HT110621200	10

Cabinet side thickness: B=16mm, For different cabinet side thickness e.g. 18mm or 19mm, customised glass-front is needed.

LOW INNER DRAWER WITH GLASS FRONT FOR WOOD DRAWER BACK

Kit Package

NL	Soft Close Item No.	Push-open Item No.	Set/ctn
270mm	HT112704Q21	HT412704Q21	1
300mm	HT113004Q21	HT413004Q21	1
350mm	HT113504Q21	HT413504Q21	1
400mm	HT114004Q21	HT414004Q21	1
450mm	HT114504Q21	HT414504Q21	1
500mm	HT115004Q21	HT415004Q21	1
550mm	HT115504Q21	HT415504Q21	1
600mm	HT116004Q21	HT416004Q21	1

Slides (left/right) /Industrial Package

Pre-zinc Steel(F02)	Soft Close Item No.	Push-open Item No.	Set/ctn
270mm	HT102704H	HT402704H	5
300mm	HT103004H	HT403004H	5
350mm	HT103504H	HT403504H	5
400mm	HT104004H	HT404004H	5
450mm	HT104504H	HT404504H	5
500mm	HT105004H	HT405004H	5
550mm	HT105504H	HT405504H	5
600mm	HT106004H	HT406004H	5

Drawer Sides and Cover Caps (left/right) /Industrial Package

NL	Item No.	Set/ctn
270mm	HT112701	5
300mm	HT113001	5
350mm	HT113501	5
400mm	HT114001	5
450mm	HT114501	5
500mm	HT115001	5
550mm	HT115501	5
600mm	HT116001	5

3 Back Fixing-brackets (left/right) / Industrial Package

Silk White(E29)! Grey Matt(E30)!
Item No. HT11031
Set/ctn 60

4 Front Fixing-brackets (left/right) / Industrial Package

Silk White(E29)! Grey Matt(E30)! Stainless Steel(F04)
Item No. HT11013
Set/ctn 60

5 Front Section / Industrial Package

Size:1100mm,Cutting:Internal cabinet width LW-97
Silk White(E29)! Grey Matt(E30)!
Item No. HT10021
Set/ctn 20

30 Rod for Push-open Synchronization / Industrial Package

Size:1100mm,Cutting:Internal cabinet width LW-172
Item No. HT0FH02
Set/ctn 60

Front section, glass front and rod for push-open synchronization not included in the kit

Screw Positions of the Slides(mm)

Fixing Hole Position for Push-open Inner Drawer(mm)

Installation Dimensions(mm)

LW=Internal Cabinet Width

Glass Front, Back and Bottom Dimensions(mm)

Chamfer 0.7mmx45°

Glass front (10mm)

Back 63mm

Bottom Wood back NL-(29-3) mm Steel back NL-27 mm

KB Cabinet width
LW Internal cabinet width
NL Nominal length


Nexus Enterprises

MAGIC-PRO

HT1 Series Straight-sided Drawer System (Low Inner Drawer: M Height)



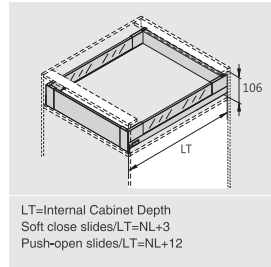
PRODUCT



DESCRIPTION

- Concealed, full extension
- Dynamic load capacity: 40/60kg
- Tool free assembly and removal of drawer
- Silent system guarantees smooth run without noise
- 3D adjustment: Up & down adjustment: ± 2mm, left & right adjustment: ± 1.5mm, tilt adjustment: +1.5, -2.5mm
- Finish: Silk white(E29), Grey matt(E30), Gloss white(E32), Stainless steel(F04)

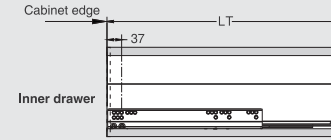
SPACE REQUIREMENT



PLANNING

Installation Dimensions(mm)

NL=Nominal Slide Length
LT=Internal Cabinet Depth
Soft close slides/LT=NL+3
Push-open slides/LT=NL+12



Cabinet Configuration

Cabinet width/KB(mm)	Soft close drawer Stabilizer	Push-open drawer Synchronization rod	
300	—	○	not recommended
350	—	○	
400	—	○	
450	—	○	
500	—	○	
600	—	○	recommended
800	○	●	
900	○	●	
1000	○	●	
1200	○	●	

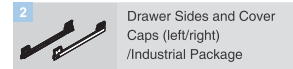
LOW INNER DRAWER WITH GLASS-BOXSIDE FOR WOOD DRAWER BACK



NL	Soft Close Item No.	Push-open Item No.	Set/ctn
270mm	HT112704Q12	HT412704Q12	1
300mm	HT113004Q12	HT413004Q12	1
350mm	HT113504Q12	HT413504Q12	1
400mm	HT114004Q12	HT414004Q12	1
450mm	HT114504Q12	HT414504Q12	1
500mm	HT115004Q12	HT415004Q12	1
550mm	HT115504Q12	HT415504Q12	1
600mm	HT116004Q12	HT416004Q12	1



NL	Soft Close Item No.	Push-open Item No.	Set/ctn
270mm	HT102704H	HT402704H	5
300mm	HT103004H	HT403004H	5
350mm	HT103504H	HT403504H	5
400mm	HT104004H	HT404004H	5
450mm	HT104504H	HT404504H	5
500mm	HT105004H	HT405004H	5
550mm	HT105504H	HT405504H	5
600mm	HT106004H	HT406004H	5



NL	Item No.	Set/ctn
270mm	HT112702	5
300mm	HT113002	5
350mm	HT113502	5
400mm	HT114002	5
450mm	HT114502	5
500mm	HT115002	5
550mm	HT115502	5
600mm	HT116002	5



NL	Item No.	Pcs/ctn
270mm	HT11061270	10
300mm	HT11061300	10
350mm	HT11061350	10
400mm	HT11061400	10
450mm	HT11061450	10
500mm	HT11061500	10
550mm	HT11061550	10
600mm	HT11061600	10



Item No.	Set/ctn
HT11031	60



Item No.	Set/ctn
HT11063	60



Item No.	Set/ctn
HT11064	60



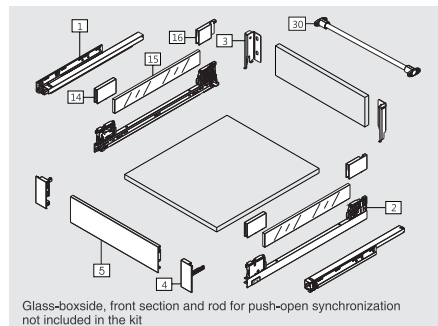
Item No.	Set/ctn
HT0FH02	60



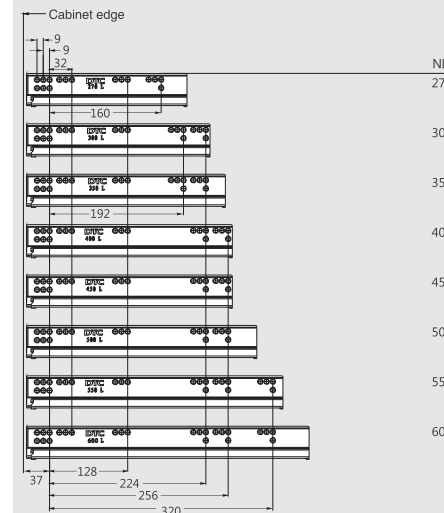
Item No.	Set/ctn
HT11012	60




Item No.	Set/ctn
HT10022	20



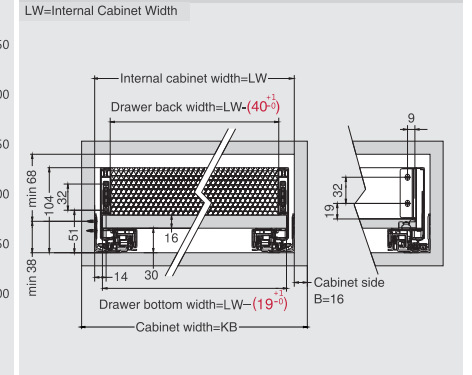
Screw Positions of the Slides(mm)



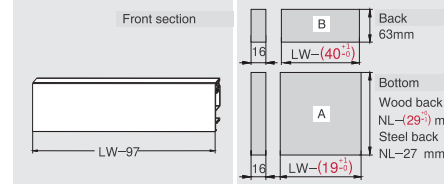
Fixing Hole Position for Push-open Inner Drawer(mm)



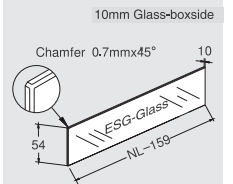
Installation Dimensions(mm)



Front Section, Back and Bottom Dimensions(mm)



Glass Side Dimensions(mm)



Nexus Enterprises

MAGIC-PRO

HT1 Series Straight-sided Drawer System (Low Inner Drawer: M Height)



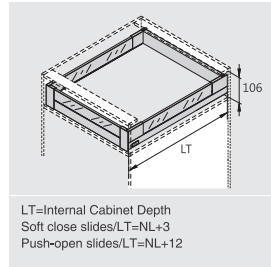
PRODUCT



DESCRIPTION

- Concealed, full extension
- Dynamic load capacity: 40/60kg
- Tool free assembly and removal of drawer
- Silent system guarantees smooth run without noise
- 3D adjustment: Up & down adjustment: ± 2 mm, left & right adjustment: ± 1.5 , -2.5mm, tilt adjustment: $+1.5$, -2.5mm
- Finish: Silk white(E29), Grey matt(E30), Gloss white(E32), Stainless steel(F04)

SPACE REQUIREMENT



PLANNING

Installation Dimensions(mm)

NL=Nominal Slide Length
LT=Internal Cabinet Depth

Soft close slides/LT=NL+3
Push-open slides/LT=NL+12

Cabinet Configuration

Cabinet width(KB (mm))	Soft close drawer Stabilizer	Push-open drawer Synchronization rod	
300	-	○	
350	-	○	
400	-	○	
450	-	○	not recommended
500	-	○	
600	-	○	recommended
800	○	●	strongly recommended
900	○	●	strongly recommended
1000	○	●	strongly recommended
1200	○	●	strongly recommended

KB	Item No.	Pcs/ctn
300mm	HT11062300	10
350mm	HT11062350	10
400mm	HT11062400	10
450mm	HT11062450	10
500mm	HT11062500	10
600mm	HT11062600	10
800mm	HT11062800	10
900mm	HT11062900	10
1000mm	HT110621000	10
1200mm	HT110621200	10

Cabinet side thickness: B=16mm.
For different cabinet side thickness e.g. 18mm or 19mm, customised glass-front is needed.

LOW INNER DRAWER WITH GLASS FRONT AND GLASS-BOXSIDE FOR WOOD DRAWER BACK

Kit Package

Silk White(E29) / Grey Matt(E30) / Stainless Steel(F04)	Soft Close Item No.	Push-open Item No.	Set/ctn
270mm	HT112704Q22	HT412704Q22	1
300mm	HT113004Q22	HT413004Q22	1
350mm	HT113504Q22	HT413504Q22	1
400mm	HT114004Q22	HT414004Q22	1
450mm	HT114504Q22	HT414504Q22	1
500mm	HT115004Q22	HT415004Q22	1
550mm	HT115504Q22	HT415504Q22	1
600mm	HT116004Q22	HT416004Q22	1

Slides (left/right) / Industrial Package

Pre-zinc Steel(F02)	Soft Close Item No.	Push-open Item No.	Set/ctn
270mm	HT102704H	HT402704H	5
300mm	HT103004H	HT403004H	5
350mm	HT103504H	HT403504H	5
400mm	HT104004H	HT404004H	5
450mm	HT104504H	HT404504H	5
500mm	HT105004H	HT405004H	5
550mm	HT105504H	HT405504H	5
600mm	HT106004H	HT406004H	5

Drawer Sides and Cover Caps (left/right) / Industrial Package

Silk White(E29) / Grey Matt(E30) / Stainless Steel(F04)	Item No.	Set/ctn
270mm	HT112702	5
300mm	HT113002	5
350mm	HT113502	5
400mm	HT114002	5
450mm	HT114502	5
500mm	HT115002	5
550mm	HT115502	5
600mm	HT116002	5

Front Adapter (left/right) / Industrial Package

Silk White(E29) / Grey Matt(E30) / Stainless Steel(F04)	Item No.	Set/ctn
	HT11063	60

Rear Adapter (left/right) / Industrial Package

Silk White(E29) / Grey Matt(E30) / Stainless Steel(F04)	Item No.	Set/ctn
	HT11064	60

10mm Glass-boxside (left/right) / Industrial Package

Glass(G01) / Ground Glass(G02)	NL	Item No.	Pcs/ctn
	270mm	HT11061270	10
	300mm	HT11061300	10
	350mm	HT11061350	10
	400mm	HT11061400	10
	450mm	HT11061450	10
	500mm	HT11061500	10
	550mm	HT11061550	10
	600mm	HT11061600	10

Back Fixing-brackets (left/right) / Industrial Package

Silk White(E29) / Grey Matt(E30)	Item No.	Set/ctn
	HT11031	60

Front Fixing-brackets (left/right) / Industrial Package

Silk White(E29) / Grey Matt(E30) / Stainless Steel(F04)	Item No.	Set/ctn
	HT11013	60

Front Section / Industrial Package

Silk White(E29) / Grey Matt(E30)	Item No.	Set/ctn
	HT10021	13

Rod for Push-open Synchronization / Industrial Package

Item No.	Set/ctn
HT0FH02	60

Glass-boxside, glass front, front section and rod for push-open synchronization not included in the kit

Screw Positions of the Slides(mm)

Fixing Hole Position for Push-open Inner Drawer(mm)

Installation Dimensions(mm)

LW=Internal Cabinet Width

Back and Bottom Dimensions(mm)

Glass Front Dimensions(mm)

10mm Glass front

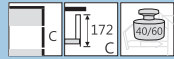
Glass Side Dimensions(mm)

10mm Glass-boxside

KB Cabinet width
LW Internal cabinet width
NL Nominal length

MAGIC-PRO

HT13 Series Straight-sided Drawer System (High Drawer: C Height)



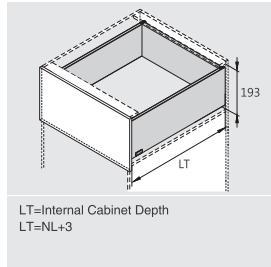
PRODUCT



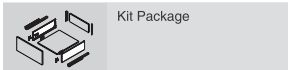
DESCRIPTION

- Concealed, full extension
- Dynamic load capacity: 40/60kg
- Tool free assembly and removal of drawer
- Silent system guarantees smooth run without noise
- 3D adjustment: Up & down adjustment: ± 2 mm, left & right adjustment: ± 1.5 mm, tilt adjustment: $+1.5$,-2.5mm
- Finish: Silk white(E29), Grey matt(E30), Gloss white(E32), Stainless steel(F04)

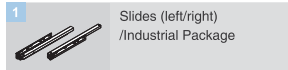
SPACE REQUIREMENT



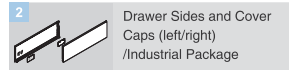
HIGH DRAWER FOR WOOD DRAWER BACK



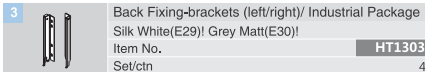
Kit Package	
Silk White(E29) / Grey Matt(E30) / Stainless Steel(F04)	
NL	Soft Close / Push-open / Set/ctn
270mm	HT132704A11 / HT432704A11 1
300mm	HT133004A11 / HT433004A11 1
350mm	HT133504A11 / HT433504A11 1
400mm	HT134004A11 / HT434004A11 1
450mm	HT134504A11 / HT434504A11 1
500mm	HT135004A11 / HT435004A11 1
550mm	HT135504A11 / HT435504A11 1
600mm	HT136004A11 / HT436004A11 1



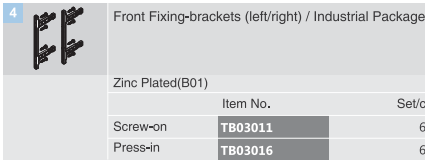
Pre-zinc Steel(F02)	
NL	Soft Close / Push-open / Set/ctn
270mm	HT102704H / HT402704H 5
300mm	HT103004H / HT403004H 5
350mm	HT103504H / HT403504H 5
400mm	HT104004H / HT404004H 5
450mm	HT104504H / HT404504H 5
500mm	HT105004H / HT405004H 5
550mm	HT105504H / HT405504H 5
600mm	HT106004H / HT406004H 5



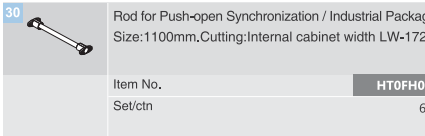
Silk White(E29) / Grey Matt(E30) / Stainless Steel(F04)		
NL	Item No.	Set/ctn
270mm	HT132701	5
300mm	HT133001	5
350mm	HT133501	5
400mm	HT134001	5
450mm	HT134501	5
500mm	HT135001	5
550mm	HT135501	5
600mm	HT136001	5



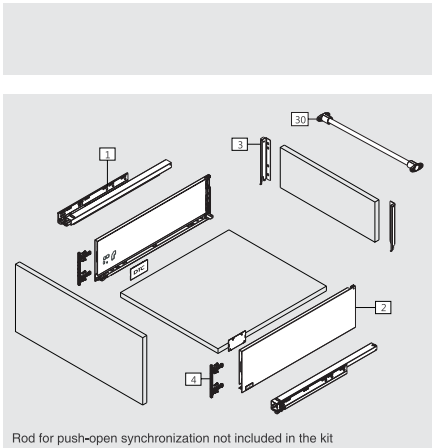
Back Fixing-brackets (left/right) / Industrial Package	
Silk White(E29) / Grey Matt(E30) / Item No. HT13031	
Set/ctn	40



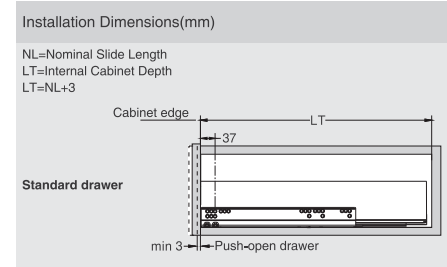
Front Fixing-brackets (left/right) / Industrial Package	
Zinc Plated(B01)	
Item No.	Set/ctn
Screw-on	TB03011 60
Press-in	TB03016 60



Rod for Push-open Synchronization / Industrial Package	
Size:1100mm,Cutting:Internal cabinet width LW-172	
Item No.	HT0FH02
Set/ctn	60

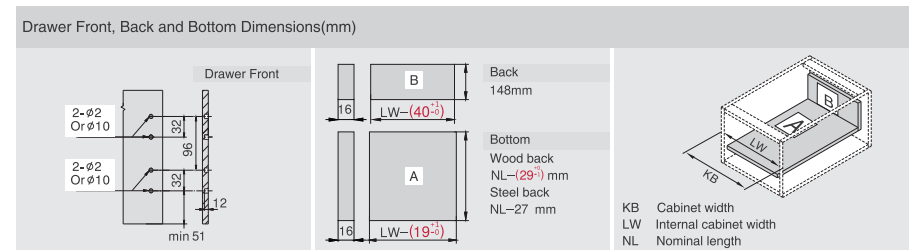
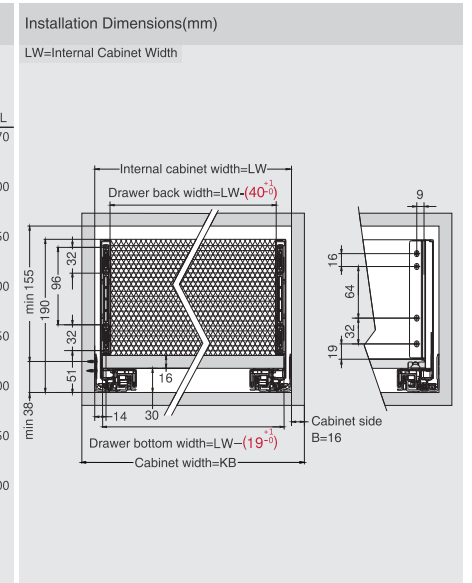
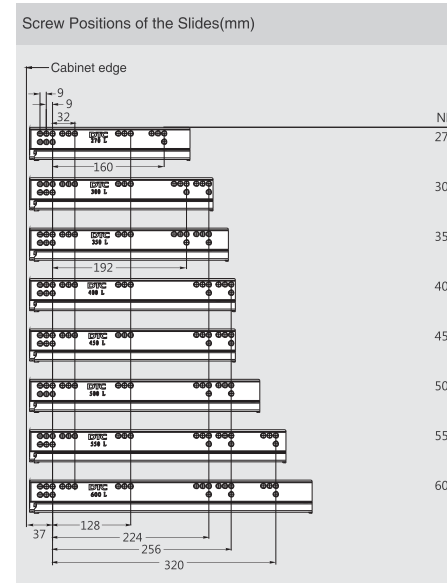


PLANNING



Cabinet Configuration		
Cabinet width/KB(mm)	Soft close drawer Stabilizer	Push-open drawer Synchronization rod
300	—	○
350	—	○
400	—	○
450	—	○
500	—	○
600	—	○
800	○	●
900	○	●
1000	○	●
1200	○	●

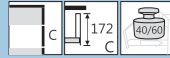
○ not recommended
● recommended



Nexus Enterprises

MAGIC-PRO

HT13 Series Straight-sided Drawer System (High Drawer: C Height)



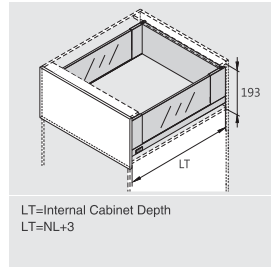
PRODUCT



DESCRIPTION

- Concealed, full extension
- Dynamic load capacity: 40/60kg
- Tool free assembly and removal of drawer
- Silent system guarantees smooth run without noise
- 3D adjustment: Up & down adjustment: ± 2 mm, left & right adjustment: ± 1.5 mm, tilt adjustment: $+1.5, -2.5$ mm
- Finish: Silk white(E29), Grey matt(E30), Gloss white(E32), Stainless steel(F04)

SPACE REQUIREMENT



PLANNING

Installation Dimensions(mm)

NL=Nominal Slide Length
LT=Internal Cabinet Depth
LT=NL+3

Standard drawer

Cabinet Configuration

Cabinet width KB(mm)	Soft close drawer Stabilizer	Push-open drawer Synchronization rod	
300	—	○	not recommended
350	—	○	
400	—	○	
450	—	○	
500	—	○	
600	—	○	recommended
800	○	●	
900	○	●	strongly recommended
1000	○	●	
1200	○	●	

HIGH DRAWER WITH GLASS-BOXSIDE FOR WOOD DRAWER BACK

Kit Package

NL	Soft Close Item No.	Push-open Item No.	Set/ctn
270mm	HT132704A12	HT432704A12	1
300mm	HT133004A12	HT433004A12	1
350mm	HT133504A12	HT433504A12	1
400mm	HT134004A12	HT434004A12	1
450mm	HT134504A12	HT434504A12	1
500mm	HT135004A12	HT435004A12	1
550mm	HT135504A12	HT435504A12	1
600mm	HT136004A12	HT436004A12	1

Slides (left/right) /Industrial Package

NL	Soft Close Item No.	Push-open Item No.	Set/ctn
270mm	HT102704H	HT402704H	5
300mm	HT103004H	HT403004H	5
350mm	HT103504H	HT403504H	5
400mm	HT104004H	HT404004H	5
450mm	HT104504H	HT404504H	5
500mm	HT105004H	HT405004H	5
550mm	HT105504H	HT405504H	5
600mm	HT106004H	HT406004H	5

Drawer Sides and Cover Caps (left/right) /Industrial Package

NL	Item No.	Set/ctn
270mm	HT132702	5
300mm	HT133002	5
350mm	HT133502	5
400mm	HT134002	5
450mm	HT134502	5
500mm	HT135002	5
550mm	HT135502	5
600mm	HT136002	5

15 10mm Glass-boxside (left/right) /Industrial Package

NL	Item No.	Pcs/ctn
270mm	HT13061270	10
300mm	HT13061300	10
350mm	HT13061350	10
400mm	HT13061400	10
450mm	HT13061450	10
500mm	HT13061500	10
550mm	HT13061550	10
600mm	HT13061600	10

3 Back Fixing-brackets (left/right) / Industrial Package

Item No.	Set/ctn
HT13031	60

14 Front Adapter (left/right) / Industrial Package

Item No.	Set/ctn
HT13063	60

16 Rear Adapter (left/right) / Industrial Package

Item No.	Set/ctn
HT13064	60

30 Rod for Push-open Synchronization / Industrial Package

Item No.	Set/ctn
HT0FH02	60

Size: 1100mm. Cutting: Internal cabinet width LW-172

4 Front Fixing-brackets (left/right) /Industrial Package

Item No.	Set/ctn
TB03011	60
TB03016	60

Zinc Plated (B01)

Glass-boxside, rod for push-open synchronization not included in the kit

Screw Positions of the Slides(mm)

Installation Dimensions(mm)

LW=Internal Cabinet Width

Internal cabinet width=LW
Drawer back width=LW-(40⁻³)
Drawer bottom width=LW-(19⁻³)
Cabinet side B=16

Drawer Front, Back and Bottom Dimensions(mm)

Drawer Front: 2-ø2 Or ø10, 16, 32, 35, 39.6, 12

Back: 148mm

Bottom Wood back: NL-(29⁻³) mm

Steel back: NL-27 mm

Glass Side Dimensions(mm)

10mm Glass-boxside

Chamfer 0.7mmx45°

ESG-Glass

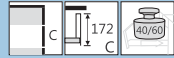
140, 10, NL-150

KB Cabinet width
LW Internal cabinet width
NL Nominal length

Nexus Enterprises

MAGIC-PRO

HT13 Series Straight-sided Drawer System (High Inner Drawer: C Height)



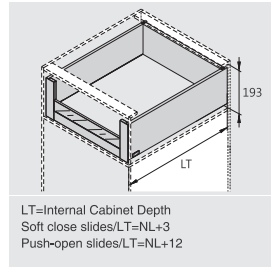
PRODUCT



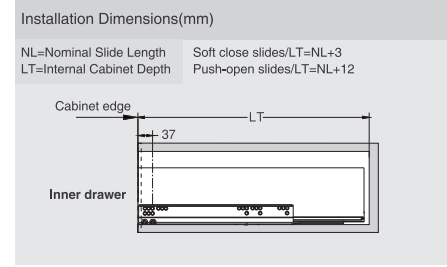
DESCRIPTION

- Concealed, full extension
- Dynamic load capacity: 40/60kg
- Tool free assembly and removal of drawer
- Silent system guarantees smooth run without noise
- 3D adjustment: Up & down adjustment: ± 2mm, left & right adjustment: ± 1.5mm, tilt adjustment: +1.5, -2.5mm
- Finish: Silk white(E29), Grey matt(E30), Gloss white(E32), Stainless steel(F04)

SPACE REQUIREMENT



PLANNING



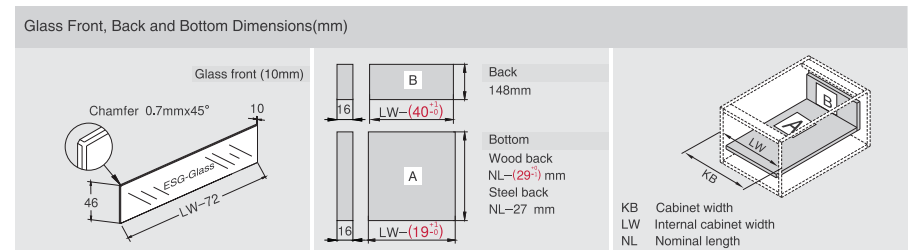
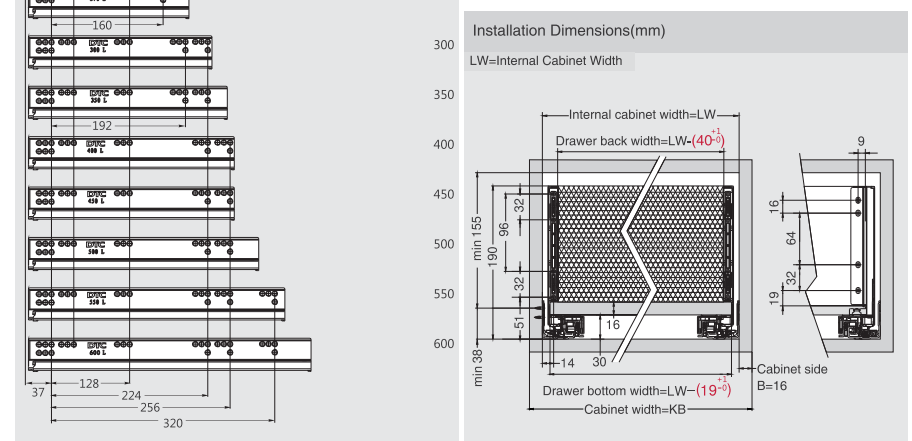
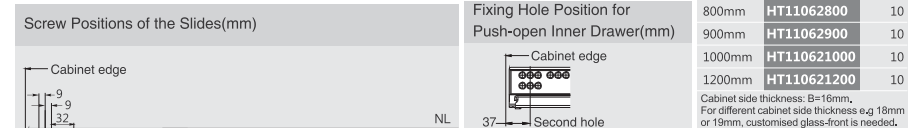
Cabinet Configuration			24	10mm Glass-front/Industrial Package	
Cabinet width/KB (mm)	Soft close drawer Stabilizer	Push-open drawer Synchronization rod			
300	-	○	Glass(G01)! Ground Glass(G02)! Figured Glass(G03)	KB Item No. Pcs/ctn	
350	-	○			
400	-	○			
450	-	○			not recommended
500	-	○			not recommended
600	-	○			recommended
800	○	●			strongly recommended
900	○	●			strongly recommended
1000	○	●			strongly recommended
1200	○	●			strongly recommended

HIGH INNER DRAWER WITH LOW GLASS FRONT FOR WOOD DRAWER BACK

Kit Package				1 Slides (left/right) /Industrial Package				2 Drawer Sides and Cover Caps (left/right) /Industrial Package					
Silk White(E29) Grey Matt(E30) Stainless Steel(F04)		Pre-zinc Steel(F02)		Silk White(E29) Grey Matt(E30) Stainless Steel(F04)		Silk White(E29) Grey Matt(E30) Stainless Steel(F04)		Silk White(E29) Grey Matt(E30) Stainless Steel(F04)		Silk White(E29) Grey Matt(E30) Stainless Steel(F04)			
NL	Soft Close Item No.	Push-open Item No.	Set/ctn	NL	Soft Close Item No.	Push-open Item No.	Set/ctn	NL	Item No.	Set/ctn	NL	Item No.	Set/ctn
270mm	HT132704Q11	HT432704Q11	1	270mm	HT102704H	HT402704H	5	270mm	HT132701	5	270mm	HT132701	5
300mm	HT133004Q11	HT433004Q11	1	300mm	HT103004H	HT403004H	5	300mm	HT133001	5	300mm	HT133001	5
350mm	HT133504Q11	HT433504Q11	1	350mm	HT103504H	HT403504H	5	350mm	HT133501	5	350mm	HT133501	5
400mm	HT134004Q11	HT434004Q11	1	400mm	HT104004H	HT404004H	5	400mm	HT134001	5	400mm	HT134001	5
450mm	HT134504Q11	HT434504Q11	1	450mm	HT104504H	HT404504H	5	450mm	HT134501	5	450mm	HT134501	5
500mm	HT135004Q11	HT435004Q11	1	500mm	HT105004H	HT405004H	5	500mm	HT135001	5	500mm	HT135001	5
550mm	HT135504Q11	HT435504Q11	1	550mm	HT105504H	HT405504H	5	550mm	HT135501	5	550mm	HT135501	5
600mm	HT136004Q11	HT436004Q11	1	600mm	HT106004H	HT406004H	5	600mm	HT136001	5	600mm	HT136001	5

3 Back Fixing-brackets (left/right) / Industrial Package				4 Front Fixing-brackets (left/right) / Industrial Package				5 Front Section / Industrial Package				30 Rod for Push-open Synchronization / Industrial Package			
Silk White(E29) Grey Matt(E30)		HT13031		Silk White(E29) Grey Matt(E30) Stainless Steel(F04)		HT13012		Silk White(E29) Grey Matt(E30)		HT10021		Size:1100mm.Cutting:Internal cabinet width LW-172		HT0FH02	
Item No.	Set/ctn	Item No.	Set/ctn	Item No.	Set/ctn	Item No.	Set/ctn	Item No.	Set/ctn	Item No.	Set/ctn	Item No.	Set/ctn	Item No.	Set/ctn
	40		60		20		60								

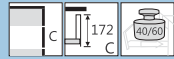
Front section, glass front and rod for push-open synchronization not included in the kit



Nexus Enterprises

MAGIC-PRO

HT13 Series Straight-sided Drawer System (High Inner Drawer: C Height)



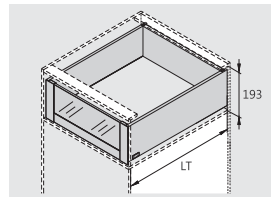
PRODUCT



DESCRIPTION

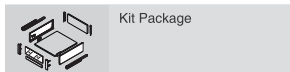
- Concealed, full extension
- Dynamic load capacity: 40/60kg
- Tool free assembly and removal of drawer
- Silent system guarantees smooth run without noise
- 3D adjustment: Up & down adjustment: ± 2 mm, left & right adjustment: ± 1.5 mm, tilt adjustment: $+1.5, -2.5$ mm
- Finish: Silk white(E29), Grey matt(E30), Gloss white(E32), Stainless steel(F04)

SPACE REQUIREMENT



LT=Internal Cabinet Depth
Soft close slides/LT=NL+3
Push-open slides/LT=NL+12

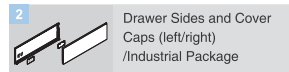
HIGH INNER DRAWER WITH HIGH GLASS FRONT FOR WOOD DRAWER BACK



NL	Soft Close Item No.	Push-open Item No.	Set/ctn
270mm	HT132704Q21	HT432704Q21	1
300mm	HT133004Q21	HT433004Q21	1
350mm	HT133504Q21	HT433504Q21	1
400mm	HT134004Q21	HT434004Q21	1
450mm	HT134504Q21	HT434504Q21	1
500mm	HT135004Q21	HT435004Q21	1
550mm	HT135504Q21	HT435504Q21	1
600mm	HT136004Q21	HT436004Q21	1



NL	Soft Close Item No.	Push-open Item No.	Set/ctn
270mm	HT102704H	HT402704H	5
300mm	HT103004H	HT403004H	5
350mm	HT103504H	HT403504H	5
400mm	HT104004H	HT404004H	5
450mm	HT104504H	HT404504H	5
500mm	HT105004H	HT405004H	5
550mm	HT105504H	HT405504H	5
600mm	HT106004H	HT406004H	5



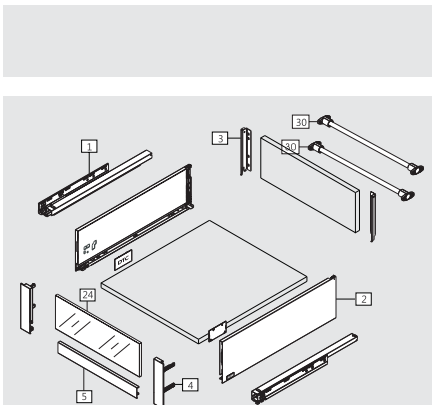
NL	Item No.	Set/ctn
270mm	HT132701	5
300mm	HT133001	5
350mm	HT133501	5
400mm	HT134001	5
450mm	HT134501	5
500mm	HT135001	5
550mm	HT135501	5
600mm	HT136001	5

3	Back Fixing-brackets (left/right) / Industrial Package Silk White(E29)! Grey Matt(E30) Item No. HT13031 Set/ctn 40
---	---

4	Front Fixing-brackets (left/right) / Industrial Package Silk White(E29)! Grey Matt(E30)! Stainless Steel(F04) Item No. HT13013 Set/ctn 60
---	--

5	Front Section / Industrial Package Silk White(E29)! Grey Matt(E30) Size:1100mm. Cutting: Internal cabinet width LW-97 Item No. HT10021 Set/ctn 20
---	--

30	Rod for Push-open Synchronization / Industrial Package Size:1100mm. Cutting:Internal cabinet width LW-172 Item No. HT0FH02 Set/ctn 60
----	--



Front section, glass front and rod for push-open synchronization not included in the kit

PLANNING

Installation Dimensions(mm)

NL=Nominal Slide Length
LT=Internal Cabinet Depth

Soft close slides/LT=NL+3
Push-open slides/LT=NL+12

Cabinet Configuration

Cabinet width/KB (mm)	Soft close drawer Stabilizer	Push-open drawer Synchronization rod	
300	-	○	
350	-	○	
400	-	○	
450	-	○	not recommended
500	-	○	
600	-	○	recommended
800	○	●	strongly recommended
900	○	●	
1000	○	●	
1200	○	●	

24 10mm Glass-front/Industrial Package

Glass(G01)! Ground Glass(G02)! Figured Glass(G03)

KB	Item No.	Pcs/ctn
300mm	HT13062300	10
350mm	HT13062350	10
400mm	HT13062400	10
450mm	HT13062450	10
500mm	HT13062500	10
600mm	HT13062600	10
800mm	HT13062800	10
900mm	HT13062900	10
1000mm	HT130621000	10
1200mm	HT130621200	10

Cabinet side thickness: B=16mm.
For different cabinet side thickness e.g. 18mm or 19mm, customised glass-front is needed.

Screw Positions of the Slides(mm)

Fixing Hole Position for Push-open Inner Drawer(mm)

Installation Dimensions(mm)

LW=Internal Cabinet Width

Glass Front, Back and Bottom Dimensions(mm)

Glass front (10mm)
Chamfer 0.7mmx45°
132
10
LW-72

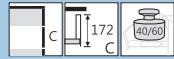
Back 148mm	B
Bottom Wood back NL=(29 ⁺¹) mm Steel back NL=27 mm	A

KB Cabinet width
LW Internal cabinet width
NL Nominal length

Nexus Enterprises

MAGIC-PRO

HT13 Series Straight-sided Drawer System (High Inner Drawer: C Height)



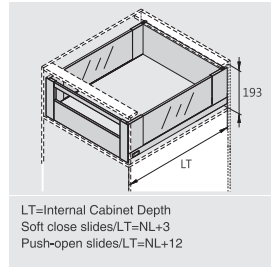
PRODUCT



DESCRIPTION

- Concealed, full extension
- Dynamic load capacity: 40/60kg
- Tool free assembly and removal of drawer
- Silent system guarantees smooth run without noise
- 3D adjustment: Up & down adjustment: ± 2 mm, left & right adjustment: ± 1.5 , -2.5mm, tilt adjustment: +1.5, -2.5mm
- Finish: Silk white(E29), Grey matt(E30), Gloss white(E32), Stainless steel(F04)

SPACE REQUIREMENT



PLANNING

Installation Dimensions(mm)

NL=Nominal Slide Length
LT=Internal Cabinet Depth

Soft close slides/LT=NL+3
Push-open slides/LT=NL+12

Cabinet Configuration

Cabinet width(KB (mm))	Soft close drawer Stabilizer	Push-open drawer Synchronization rod
300	-	-
350	-	○
400	-	○
450	-	○
500	-	○
600	-	○
800	○	●
900	○	●
1000	○	●
1200	○	●

○ not recommended
● strongly recommended

7

Square Cross Rail / Industrial Package

Silk White(E29) | Grey Matt(E30)

Item No. **HT10071**

Set/ctn 60

Size:1100mm.Cutting:Internal cabinet width LW-72

HIGH INNER DRAWER WITH GLASS-BOXSIDE AND SQUARE CROSS RAIL FOR WOOD DRAWER BACK

Kit Package

NL	Soft Close Item No.	Push-open Item No.	Set/ctn
270mm	HT132704Q32	HT432704Q32	1
300mm	HT133004Q32	HT433004Q32	1
350mm	HT133504Q32	HT433504Q32	1
400mm	HT134004Q32	HT434004Q32	1
450mm	HT134504Q32	HT434504Q32	1
500mm	HT135004Q32	HT435004Q32	1
550mm	HT135504Q32	HT435504Q32	1
600mm	HT136004Q32	HT436004Q32	1

1 Slides (left/right) /Industrial Package

Pre-zinc Steel(F02)

NL	Soft Close Item No.	Push-open Item No.	Set/ctn
270mm	HT102704H	HT402704H	5
300mm	HT103004H	HT403004H	5
350mm	HT103504H	HT403504H	5
400mm	HT104004H	HT404004H	5
450mm	HT104504H	HT404504H	5
500mm	HT105004H	HT405004H	5
550mm	HT105504H	HT405504H	5
600mm	HT106004H	HT406004H	5

2 Drawer Sides and Cover Caps (left/right) /Industrial Package

Silk White(E29) | Grey Matt(E30) | Stainless Steel(F04)

NL	Item No.	Set/ctn
270mm	HT132702	5
300mm	HT133002	5
350mm	HT133502	5
400mm	HT134002	5
450mm	HT134502	5
500mm	HT135002	5
550mm	HT135502	5
600mm	HT136002	5

3 Back Fixing-brackets (left/right) / Industrial Package

Silk White(E29) | Grey Matt(E30)

Item No.	Set/ctn
HT13031	60

4 Front Fixing-brackets (left/right) / Industrial Package

Silk White(E29) | Grey Matt(E30) | Stainless Steel(F04)

Item No.	Set/ctn
HT13014	60

5 Front Section / Industrial Package

Silk White(E29) | Grey Matt(E30)

Size:1100mm.Cutting:Internal cabinet width LW-97

Item No.	Set/ctn
HT10022	20

6 Rear Adapter (left/right) / Industrial Package

Silk White(E29) | Grey Matt(E30) | Stainless Steel(F04)

Item No.	Set/ctn
HT13064	60

14 Front Adapter (left/right) / Industrial Package

Silk White(E29) | Grey Matt(E30) | Stainless Steel(F04)

Item No.	Set/ctn
HT13063	60

15 10mm Glass-boxside (left/right) /Industrial Package

Glass(G01) | Ground Glass(G02)

NL	Item No.	Pcs/ctn
270mm	HT13061270	10
300mm	HT13061300	10
350mm	HT13061350	10
400mm	HT13061400	10
450mm	HT13061450	10
500mm	HT13061500	10
550mm	HT13061550	10
600mm	HT13061600	10

30 Rod for Push-open Synchronization / Industrial Package

Item No. **HT0FH02**

Set/ctn 60

Size:1100mm.Cutting:Internal cabinet width LW-172

Glass-boxside, front section, cross rail and rod for push-open synchronization not included in the kit

Screw Positions of the Slides(mm)

Fixing Hole Position for Push-open Inner Drawer(mm)

Installation Dimensions(mm)

LW=Internal Cabinet Width

Front Section, Back and Bottom Dimensions(mm)

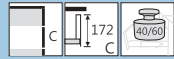
Glass Side Dimensions(mm)

10mm Glass-boxside

Chamfer 0.7mmx45°

MAGIC-PRO

HT13 Series Straight-sided Drawer System (High Inner Drawer: C Height)



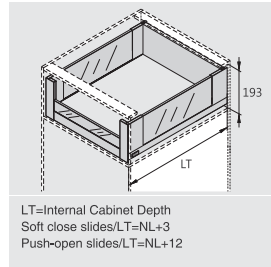
PRODUCT



DESCRIPTION

- Concealed, full extension
- Dynamic load capacity: 40/60kg
- Tool free assembly and removal of drawer
- Silent system guarantees smooth run without noise
- 3D adjustment: Up & down adjustment: ± 2mm, left & right adjustment: ± 1.5mm, tilt adjustment: +1.5,-2.5mm
- Finish: Silk white(E29), Grey matt(E30), Gloss white(E32), Stainless steel(F04)

SPACE REQUIREMENT



HIGH INNER DRAWER WITH GLASS-BOXSIDE AND LOW GLASS FRONT FOR WOOD DRAWER BACK

Kit Package				1 Slides (left/right) / Industrial Package				2 Drawer Sides and Cover Caps (left/right) / Industrial Package			
Silk White(E29) Grey Matt(E30) Stainless Steel(F04)				Pre-zinc Steel(F02)				Silk White(E29) Grey Matt(E30) Stainless Steel(F04)			
NL	Soft Close Item No.	Push-open Item No.	Set/ctn	NL	Soft Close Item No.	Push-open Item No.	Set/ctn	NL	Item No.	Set/ctn	Set/ctn
270mm	HT132704Q12	HT432704Q12	1	270mm	HT102704H	HT402704H	5	270mm	HT132702	5	5
300mm	HT133004Q12	HT433004Q12	1	300mm	HT103004H	HT403004H	5	300mm	HT133002	5	5
350mm	HT133504Q12	HT433504Q12	1	350mm	HT103504H	HT403504H	5	350mm	HT133502	5	5
400mm	HT134004Q12	HT434004Q12	1	400mm	HT104004H	HT404004H	5	400mm	HT134002	5	5
450mm	HT134504Q12	HT434504Q12	1	450mm	HT104504H	HT404504H	5	450mm	HT134502	5	5
500mm	HT135004Q12	HT435004Q12	1	500mm	HT105004H	HT405004H	5	500mm	HT135002	5	5
550mm	HT135504Q12	HT435504Q12	1	550mm	HT105504H	HT405504H	5	550mm	HT135502	5	5
600mm	HT136004Q12	HT436004Q12	1	600mm	HT106004H	HT406004H	5	600mm	HT136002	5	5

15 10mm Glass-boxside (left/right) / Industrial Package				3 Back Fixing-brackets (left/right) / Industrial Package				14 Front Adapter (left/right) / Industrial Package			
Glass(G01) Ground Glass(G02)				Silk White(E29) Grey Matt(E30)				Silk White(E29) Grey Matt(E30) Stainless Steel(F04)			
NL	Item No.	Pcs/ctn	Set/ctn	Item No.	Set/ctn	Item No.	Set/ctn	Item No.	Set/ctn	Item No.	Set/ctn
270mm	HT13061270	10	10	HT13031	60	HT13063	60	HT13064	60		
300mm	HT13061300	10	10								
350mm	HT13061350	10	10								
400mm	HT13061400	10	10								
450mm	HT13061450	10	10								
500mm	HT13061500	10	10								
550mm	HT13061550	10	10								
600mm	HT13061600	10	10								

5 Front Section / Industrial Package				4 Front Fixing-brackets (left/right) / Industrial Package			
Silk White(E29) Grey Matt(E30)				Silk White(E29) Grey Matt(E30) Stainless Steel(F04)			
Size	Item No.	Set/ctn	Set/ctn	Item No.	Set/ctn	Item No.	Set/ctn
Size:1100mm,Cutting:Internal cabinet width LW-97	HT10021	20	20	HT13012	60		

30 Rod for Push-open Synchronization / Industrial Package			
Size	Item No.	Set/ctn	Set/ctn
Size:1100mm,Cutting:Internal cabinet width LW-172	HT0FH02	60	60

Glass-boxside, glass front, front section and rod for push-open synchronization not included in the kit

PLANNING

Installation Dimensions(mm)

NL=Nominal Slide Length
LT=Internal Cabinet Depth

Soft close slides/LT=NL+3
Push-open slides/LT=NL+12

Cabinet Configuration

Cabinet width(KB (mm))	Soft close drawer Stabilizer	Push-open drawer Synchronization rod	
300	-	○	
350	-	○	
400	-	○	not recommended
450	-	○	not recommended
500	-	○	
600	-	○	recommended
800	○	●	strongly recommended
900	○	●	strongly recommended
1000	○	●	
1200	○	●	

Screw Positions of the Slides(mm)

Fixing Hole Position for Push-open Inner Drawer(mm)

Back and Bottom Dimensions(mm)

KB Cabinet width
LW Internal cabinet width
NL Nominal length

Glass Front Dimensions(mm)

10mm Glass front

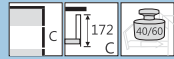
Glass Side Dimensions(mm)

10mm Glass-boxside

Nexus Enterprises

MAGIC-PRO

HT13 Series Straight-sided Drawer System (High Inner Drawer: C Height)



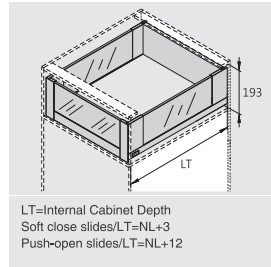
PRODUCT



DESCRIPTION

- Concealed, full extension
- Dynamic load capacity: 40/60kg
- Tool free assembly and removal of drawer
- Silent system guarantees smooth run without noise
- 3D adjustment: Up & down adjustment: ± 2 mm, left & right adjustment: ± 1.5 mm, tilt adjustment: $+1.5, -2.5$ mm
- Finish: Silk white(E29), Grey matt(E30), Gloss white(E32), Stainless steel(F04)

SPACE REQUIREMENT



PLANNING

Installation Dimensions(mm)

NL=Nominal Slide Length
LT=Internal Cabinet Depth

Soft close slides/LT=NL+3
Push-open slides/LT=NL+12

Cabinet Configuration

Cabinet width(KB (mm))	Soft close drawer Stabilizer	Push-open drawer Synchronization rod	
300	-	-	
350	-	○	
400	-	○	not recommended
450	-	○	not recommended
500	-	○	
600	-	○	recommended
800	○	●	strongly recommended
900	○	●	strongly recommended
1000	○	●	strongly recommended
1200	○	●	strongly recommended

24 10mm Glass-front/Industrial Package

Glass(G01)! Ground Glass(G02)! Figured Glass(G03)

KB	Item No.	Pcs/ctn
300mm	HT13062300	10
350mm	HT13062350	10
400mm	HT13062400	10
450mm	HT13062450	10
500mm	HT13062500	10
600mm	HT13062600	10
800mm	HT13062800	10
900mm	HT13062900	10
1000mm	HT130621000	10
1200mm	HT130621200	10

Cabinet side thickness: B=16mm.
For different cabinet side thickness e.g. 18mm or 19mm, customised glass-front is needed.

HIGH INNER DRAWER WITH GLASS-BOXSIDE AND HIGH GLASS FRONT FOR WOOD DRAWER BACK

Kit Package

Silk White(E29)! Grey Matt(E30)! Stainless Steel(F04)

NL	Soft Close Item No.	Push-open Item No.	Set/ctn
270mm	HT132704Q22	HT432704Q22	1
300mm	HT133004Q22	HT433004Q22	1
350mm	HT133504Q22	HT433504Q22	1
400mm	HT134004Q22	HT434004Q22	1
450mm	HT134504Q22	HT434504Q22	1
500mm	HT135004Q22	HT435004Q22	1
550mm	HT135504Q22	HT435504Q22	1
600mm	HT136004Q22	HT436004Q22	1

1 Slides (left/right) /Industrial Package

Pre-zinc Steel(F02)

NL	Soft Close Item No.	Push-open Item No.	Set/ctn
270mm	HT102704H	HT402704H	5
300mm	HT103004H	HT403004H	5
350mm	HT103504H	HT403504H	5
400mm	HT104004H	HT404004H	5
450mm	HT104504H	HT404504H	5
500mm	HT105004H	HT405004H	5
550mm	HT105504H	HT405504H	5
600mm	HT106004H	HT406004H	5

2 Drawer Sides and Cover Caps (left/right) /Industrial Package

Silk White(E29)! Grey Matt(E30)! Stainless Steel(F04)

NL	Item No.	Set/ctn
270mm	HT132702	5
300mm	HT133002	5
350mm	HT133502	5
400mm	HT134002	5
450mm	HT134502	5
500mm	HT135002	5
550mm	HT135502	5
600mm	HT136002	5

15 10mm Glass-boxside (left/right) /Industrial Package

Glass(G01)! Ground Glass(G02)

NL	Item No.	Pcs/ctn
270mm	HT13061270	10
300mm	HT13061300	10
350mm	HT13061350	10
400mm	HT13061400	10
450mm	HT13061450	10
500mm	HT13061500	10
550mm	HT13061550	10
600mm	HT13061600	10

3 Back Fixing-brackets (left/right) / Industrial Package

Silk White(E29)! Grey Matt(E30)

Item No.	HT13031
Set/ctn	60

4 Front Fixing-brackets (left/right) / Industrial Package

Silk White(E29)! Grey Matt(E30)! Stainless Steel(F04)

Item No.	HT13013
Set/ctn	60

14 Front Adapter (left/right) / Industrial Package

Silk White(E29)! Grey Matt(E30)! Stainless Steel(F04)

Item No.	HT13063
Set/ctn	60

16 Rear Adapter (left/right) / Industrial Package

Silk White(E29)! Grey Matt(E30)! Stainless Steel(F04)

Item No.	HT13064
Set/ctn	60

5 Front Section / Industrial Package

Silk White(E29)! Grey Matt(E30)

Size:1100mm.Cutting:Internal cabinet width LW-97

Item No.	HT10021
Set/ctn	20

30 Rod for Push-open Synchronization / Industrial Package

Item No. HT0FH02

Set/ctn 60

Size:1100mm.Cutting:Internal cabinet width LW-172

Glass-boxside, glass front, front section and rod for push-open synchronization not included in the kit

Screw Positions of the Slides(mm)

Fixing Hole Position for Push-open Inner Drawer(mm)

Installation Dimensions(mm)

LW=Internal Cabinet Width

Internal cabinet width=LW
Drawer back width=LW-(40^{-0.5})
Drawer bottom width=LW-(19^{-0.5})
Cabinet width=KB
Cabinet side B=16

Back and Bottom Dimensions(mm)

Back 148mm
Bottom Wood back NL=(29^{-0.5}) mm
Steel back NL=27 mm

KB Cabinet width
LW Internal cabinet width
NL Nominal length

Glass Front Dimensions(mm)

10mm Glass front

Chamfer 0.7mmx45° 10

ESG-Glass LW-72

Glass Side Dimensions(mm)

10mm Glass-boxside

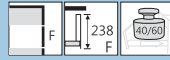
Chamfer 0.7mmx45° 10

ESG-Glass NL=150

Nexus Enterprises

MAGIC-PRO

HT14 Series Straight-sided Drawer System (Super High Drawer: F Height)



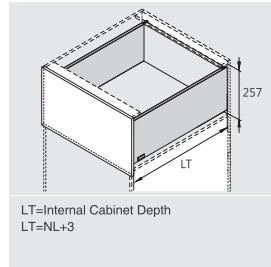
PRODUCT



DESCRIPTION

- Concealed, full extension
- Dynamic load capacity: 40/60kg
- Tool free assembly and removal of drawer
- Silent system guarantees smooth run without noise
- 3D adjustment: Up & down adjustment: ± 2 mm, left & right adjustment: ± 1.5 mm, tilt adjustment: $+1.5, -2.5$ mm
- Finish: Silk white(E29), Grey matt(E30), Gloss white(E32), Stainless steel(F04)

SPACE REQUIREMENT



PLANNING

Installation Dimensions(mm)

NL=Nominal Slide Length
LT=Internal Cabinet Depth
LT=NL+3

Standard drawer

Cabinet Configuration

Cabinet width/KB(mm)	Soft close drawer Stabilizer	Push-open drawer Synchronization rod	
300	—	○	not recommended
350	—	○	
400	—	○	
450	—	○	
500	—	○	recommended
600	—	○	
800	○	●	strongly recommended
900	○	●	
1000	○	●	
1200	○	●	

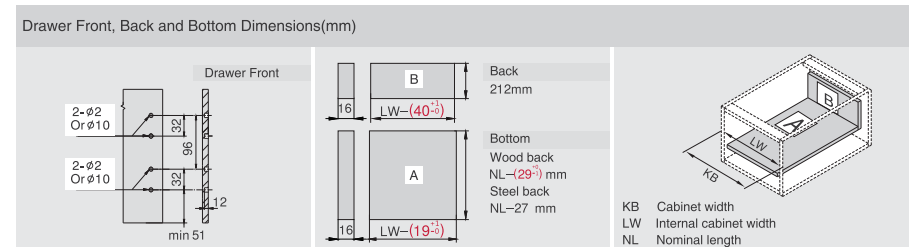
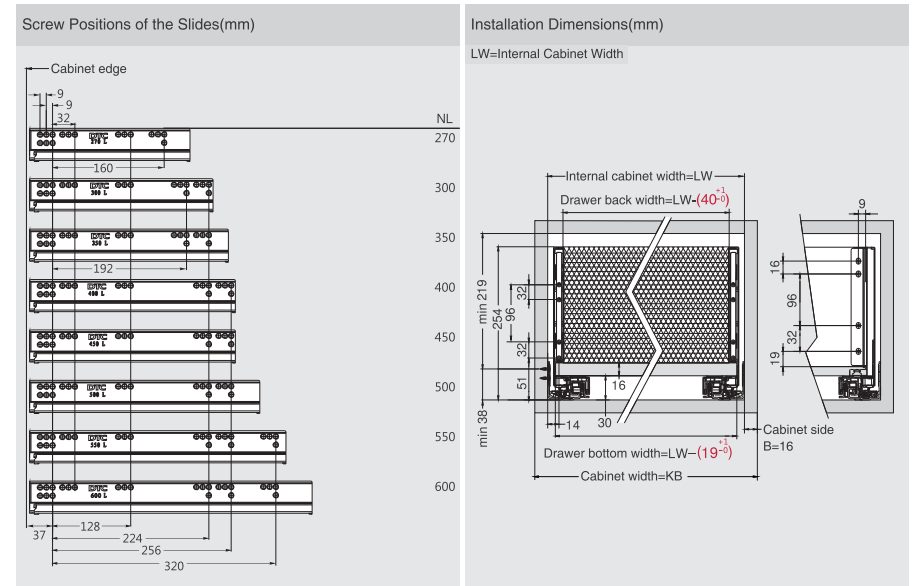
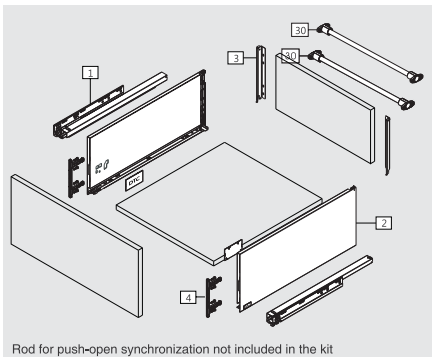
SUPER HIGH DRAWER FOR WOOD DRAWER BACK

Kit Package				1 Slides (left/right) /Industrial Package				2 Drawer Sides and Cover Caps (left/right) /Industrial Package				
Silk White(E29) Grey Matt(E30) Stainless Steel(F04)		Pre-zinc Steel(F02)		Silk White(E29) Grey Matt(E30) Stainless Steel(F04)								
NL	Soft Close Item No.	Push-open Item No.	Set/ctn	NL	Item No.	Set/ctn	NL	Item No.	Set/ctn	NL	Item No.	Set/ctn
270mm	HT142704A11	HT442704A11	1	270mm	HT102704H	5	270mm	HT142701	5	270mm	HT142701	5
300mm	HT143004A11	HT443004A11	1	300mm	HT103004H	5	300mm	HT143001	5	300mm	HT143001	5
350mm	HT143504A11	HT443504A11	1	350mm	HT103504H	5	350mm	HT143501	5	350mm	HT143501	5
400mm	HT144004A11	HT444004A11	1	400mm	HT104004H	5	400mm	HT144001	5	400mm	HT144001	5
450mm	HT144504A11	HT444504A11	1	450mm	HT104504H	5	450mm	HT144501	5	450mm	HT144501	5
500mm	HT145004A11	HT445004A11	1	500mm	HT105004H	5	500mm	HT145001	5	500mm	HT145001	5
550mm	HT145504A11	HT445504A11	1	550mm	HT105504H	5	550mm	HT145501	5	550mm	HT145501	5
600mm	HT146004A11	HT446004A11	1	600mm	HT106004H	5	600mm	HT146001	5	600mm	HT146001	5

3 Back Fixing-brackets (left/right) / Industrial Package			
Silk White(E29) Grey Matt(E30)		Item No. HT14031	
		Set/ctn 40	

4 Front Fixing-brackets (left/right) / Industrial Package			
Zinc Plated(B01)		Item No.	
Screw-on		TB03011	
Press-in		TB03016	
		Set/ctn 60	

30 Rod for Push-open Synchronization / Industrial Package			
Size:1100mm,Cutting:Internal cabinet width LW-172			
Item No.		HT0FH02	
Set/ctn		60	



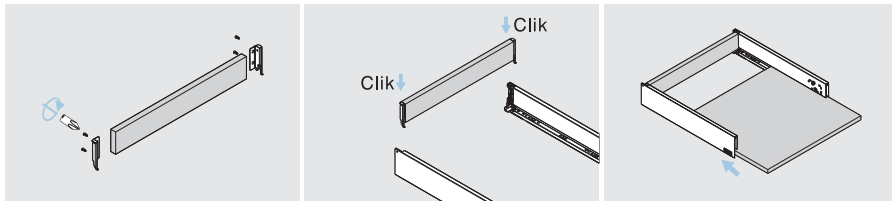
Nexus Enterprises

ASSEMBLY AND ADJUSTMENT

Assembly and Adjustment(for MAGIC-PRO)

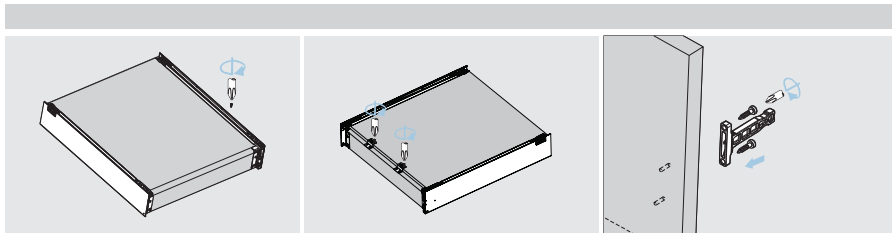


Drawer Assembly



Back assembly

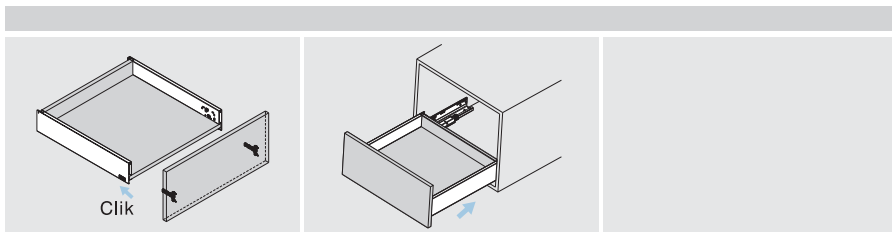
Bottom assembly



Fix screws

It is recommended to use 2 fixing-brackets for drawer width over 400mm.

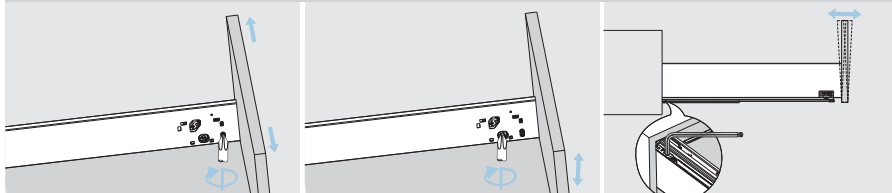
Front assembly



Front assembly

Slide into the cabinet

Adjustment

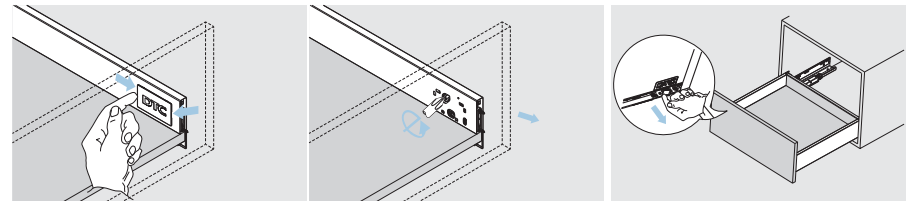


Left&right adjustment

Up&down adjustment

Tilt adjustment (by M3 Allen key)

Removal

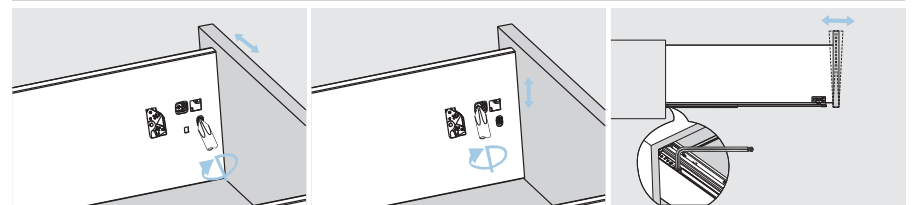


Tip up the cover and pull out

Turn screw driver to release the drawer front

Press the locking device under drawer bottom and pull out the drawer

Adjustments for High Drawer

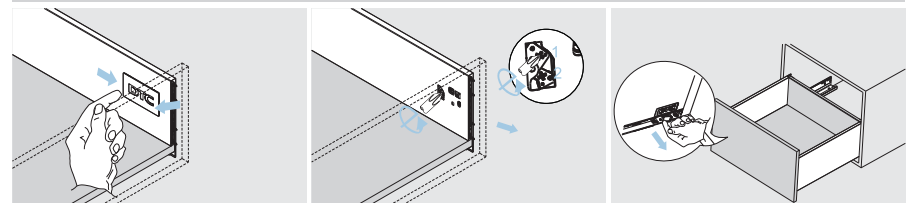


Left&right adjustment

Up&down adjustment

Tilt adjustment (by M3 Allen key)

Removal of High Drawer



Tip up the cover and pull out

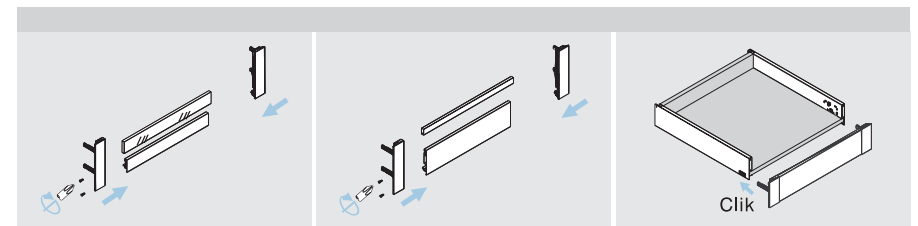
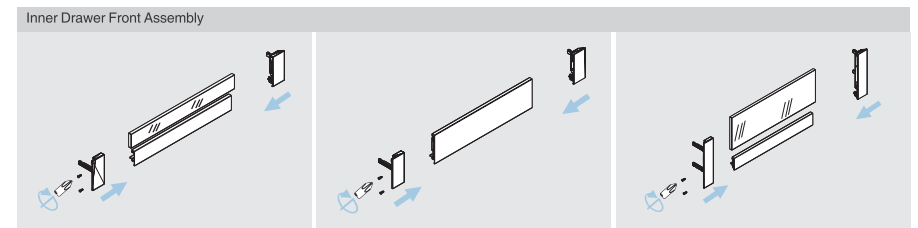
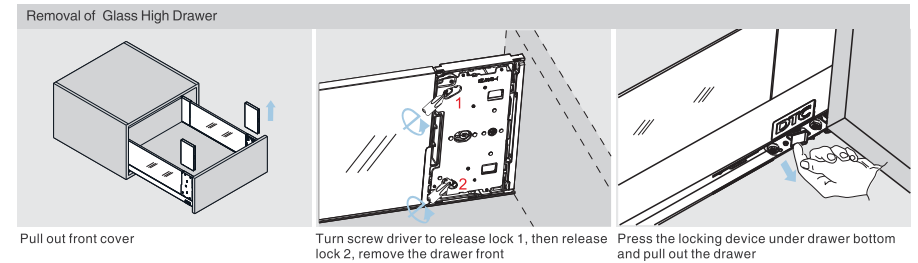
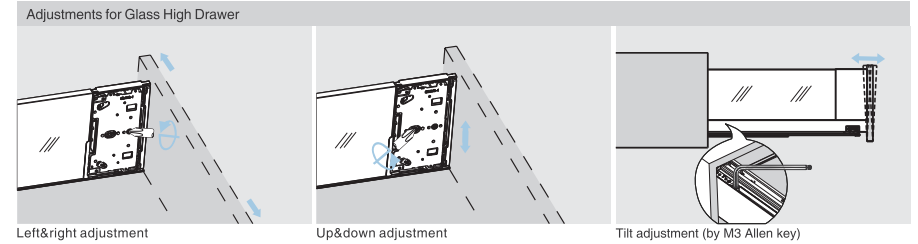
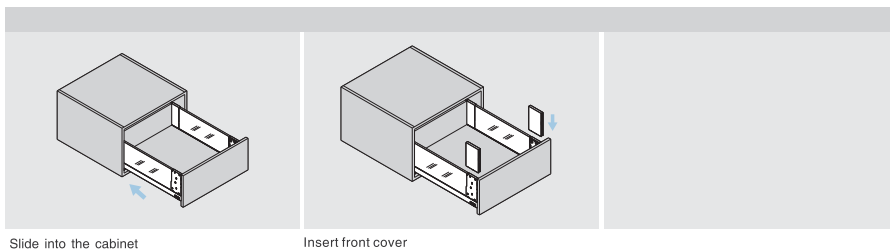
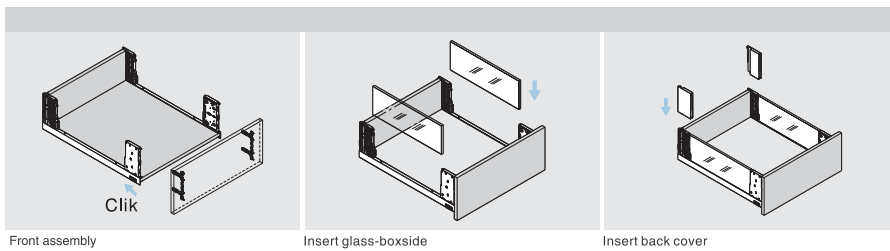
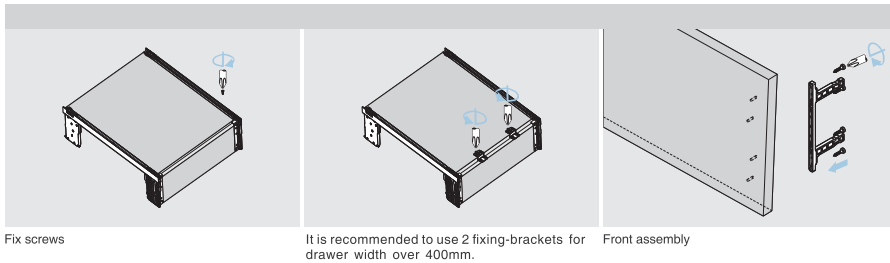
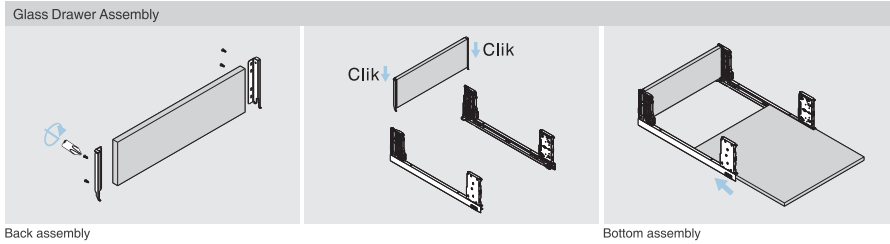
Turn screw driver to release lock 1, then release lock 2, remove the drawer front

Press the locking device under drawer bottom and pull out the drawer

Nexus Enterprises

ASSEMBLY AND ADJUSTMENT

Assembly and Adjustment(for MAGIC-PRO)



Nexus Enterprises

METAL DRAWER BACKS

Metal Drawer Backs (for MAGIC-PRO)



ORDER INFORMATION

Super Low Drawer: N Height		
Silk white(E29), Grey matt(E30),Gloss white(E32), Stainless steel(F04)		
Cabinet width(mm)	Item No.	Pcs/ctn
300	HT10034300	20
325	HT10034325	20
350	HT10034350	20
375	HT10034375	20
400	HT10034400	20
450	HT10034450	20
500	HT10034500	20
600	HT10034600	20
700	HT10034700	20
800	HT10034800	20
900	HT10034900	20
1000	HT100341000	20
1200	HT100341200	20

Low Drawer: M Height		
Silk white(E29), Grey matt(E30),Gloss white(E32), Stainless steel(F04)		
Cabinet width(mm)	Item No.	Pcs/ctn
300	HT11034300	20
325	HT11034325	20
350	HT11034350	20
375	HT11034375	20
400	HT11034400	20
450	HT11034450	20
500	HT11034500	20
600	HT11034600	20
700	HT11034700	20
800	HT11034800	20
900	HT11034900	20
1000	HT110341000	20
1200	HT110341200	20

Medium Drawer: K Height		
Silk white(E29), Grey matt(E30),Gloss white(E32), Stainless steel(F04)		
Cabinet width(mm)	Item No.	Pcs/ctn
300	HT12034300	20
325	HT12034325	20
350	HT12034350	20
375	HT12034375	20
400	HT12034400	20
450	HT12034450	20
500	HT12034500	20
600	HT12034600	20
700	HT12034700	20
800	HT12034800	20
900	HT12034900	20
1000	HT120341000	20
1200	HT120341200	20

High Drawer: C Height		
Silk white(E29), Grey matt(E30),Gloss white(E32), Stainless steel(F04)		
Cabinet width(mm)	Item No.	Pcs/ctn
300	HT13034300	20
325	HT13034325	20
350	HT13034350	20
375	HT13034375	20
400	HT13034400	20
450	HT13034450	20
500	HT13034500	20
600	HT13034600	20
700	HT13034700	20
800	HT13034800	20
900	HT13034900	20
1000	HT130341000	20
1200	HT130341200	20

METAL DRAWER BACKS

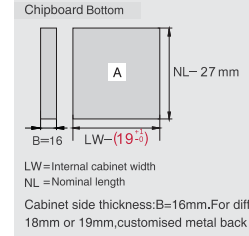
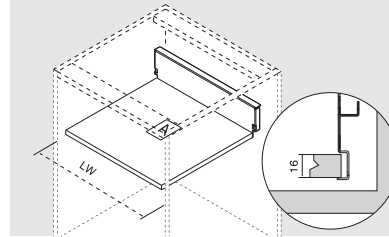
Metal Drawer Backs (for MAGIC-PRO)



ORDER INFORMATION

Super High Drawer: F Height		
Silk white(E29), Grey matt(E30),Gloss white(E32), Stainless steel(F04)		
Cabinet width(mm)	Item No.	Pcs/ctn
300	HT14034300	20
325	HT14034325	20
350	HT14034350	20
375	HT14034375	20
400	HT14034400	20
450	HT14034450	20
500	HT14034500	20
600	HT14034600	20
700	HT14034700	20
800	HT14034800	20
900	HT14034900	20
1000	HT140341000	20
1200	HT140341200	20

Cutting Dimensions for 16mm Chipboard Bottom



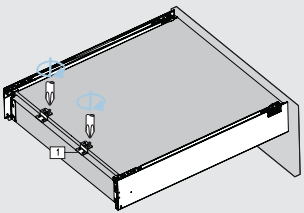
Nexus Enterprises

ACCESSORIES

Accessories (for MAGIC-PRO)

ORDER INFORMATION

Accessories	
1	Fixing-brackets
Zinc plated(B04)	
Item No.	HT10082
Pcs/ctn	400



It is recommended to use 2 fixing-brackets for drawer width over 400mm.


Marking Tool for Front Bracket Fixing Positions
(Lower Drawer M Height)



1	1 Pcs r/h gauge
2	1 Pcs l/h gauge

Item No. **TB0101A**
Set/ctn 120

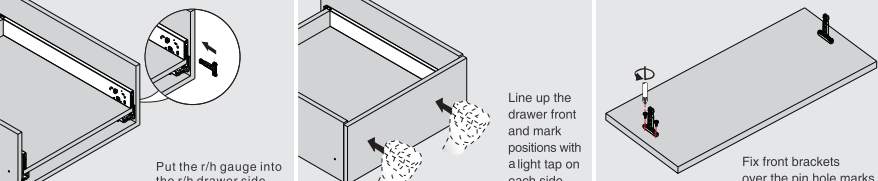
Marking Tool for Front Bracket Fixing Positions
(High Drawer C/F Height)



1	1 Pcs r/h gauge
2	1 Pcs l/h gauge

Item No. **TB0301A**
Set/ctn 60

Application(Lower Drawer M Height)

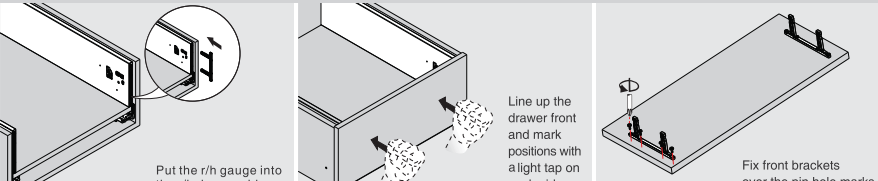


Put the r/h gauge into the r/h drawer side.

Line up the drawer front and mark positions with a light tap on each side.

Fix front brackets over the pin hole marks.

Application(High Drawer C/F Height)



Put the r/h gauge into the r/h drawer side.

Line up the drawer front and mark positions with a light tap on each side.

Fix front brackets over the pin hole marks.

ORDER INFORMATION

Square Railing / Industrial Package	
Grey Matt(E30)	
NL	Item No. set/ctn
270mm	HT1004S270 60
300mm	HT1004S300 60
350mm	HT1004S350 60
400mm	HT1004S400 60
450mm	HT1004S450 60
500mm	HT1004S500 60
550mm	HT1004S550 60
600mm	HT1004S600 60

Back Fixing Brackets for Railings / Industrial Package	
Grey(H11)! White(H03)	
Item No.	HT1003J
set/ctn	200

Nexus Enterprises